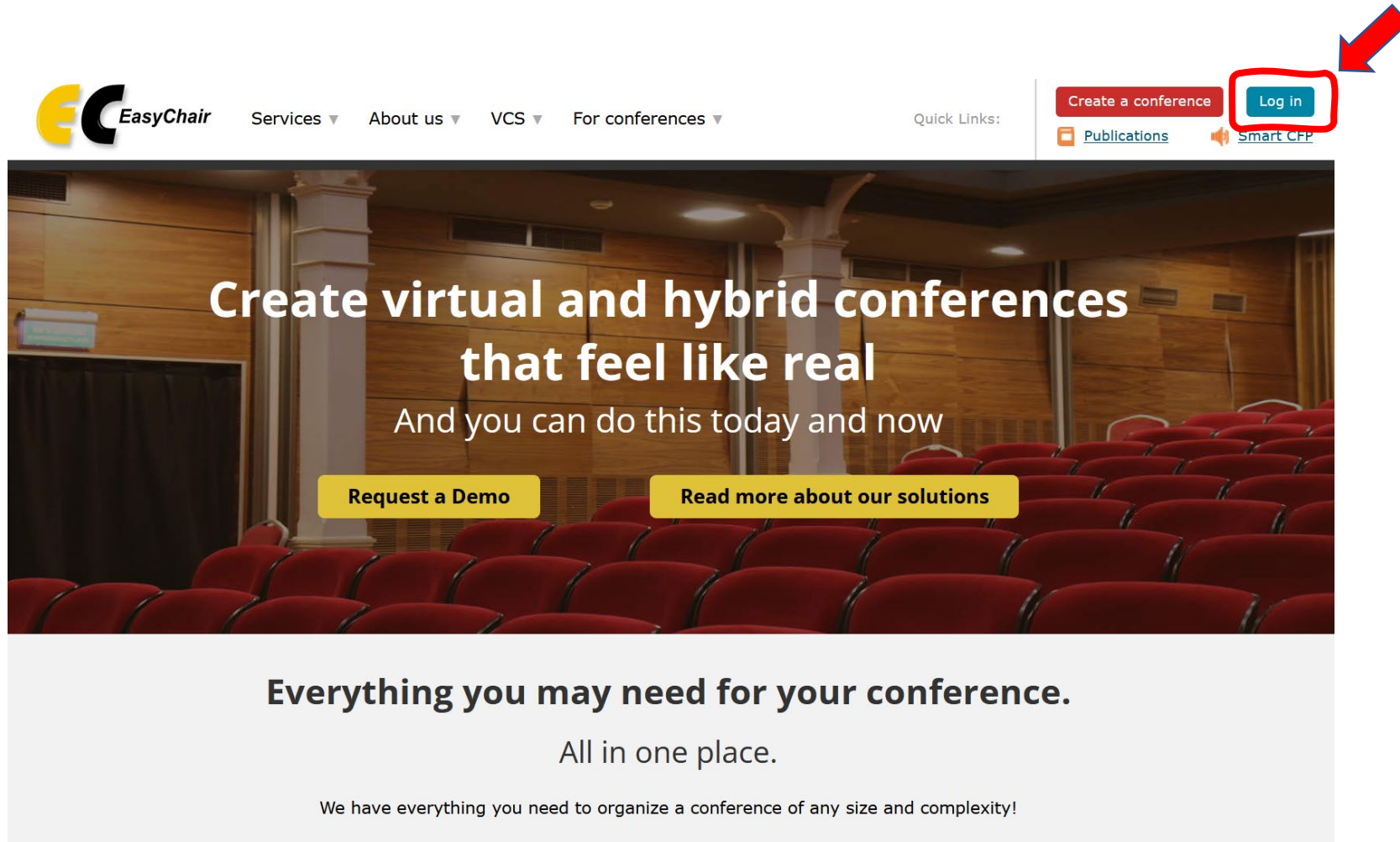


Instructions to Update CESUN Abstract and Bio

Step 1: Login to <https://EasyChair.org>



The screenshot shows the EasyChair website homepage. The navigation bar includes the EasyChair logo, menu items for Services, About us, VCS, and For conferences, and Quick Links for Create a conference, Log in, Publications, and Smart CFP. The main content area features a large image of a conference hall with red seats and a stage. The text on the page reads: "Create virtual and hybrid conferences that feel like real" and "And you can do this today and now". Below this text are two yellow buttons: "Request a Demo" and "Read more about our solutions". At the bottom, the text says: "Everything you may need for your conference. All in one place." and "We have everything you need to organize a conference of any size and complexity!". A red arrow points to the "Log in" button in the navigation bar.

EasyChair Services ▾ About us ▾ VCS ▾ For conferences ▾ Quick Links: Create a conference Log in Publications Smart CFP

Create virtual and hybrid conferences that feel like real
And you can do this today and now

[Request a Demo](#) [Read more about our solutions](#)

Everything you may need for your conference.
All in one place.

We have everything you need to organize a conference of any size and complexity!

Step 2: Select “View”

My Submissions for CESUN 2023







Using the submission author environment you can view or manage your submissions to CESUN 2023. Note that new submissions are disabled.

To **view or update your existing submission** click on the corresponding "view" icon.

Additional information about submission to CESUN 2023 can be found at the [CESUN 2023 Web page](#).

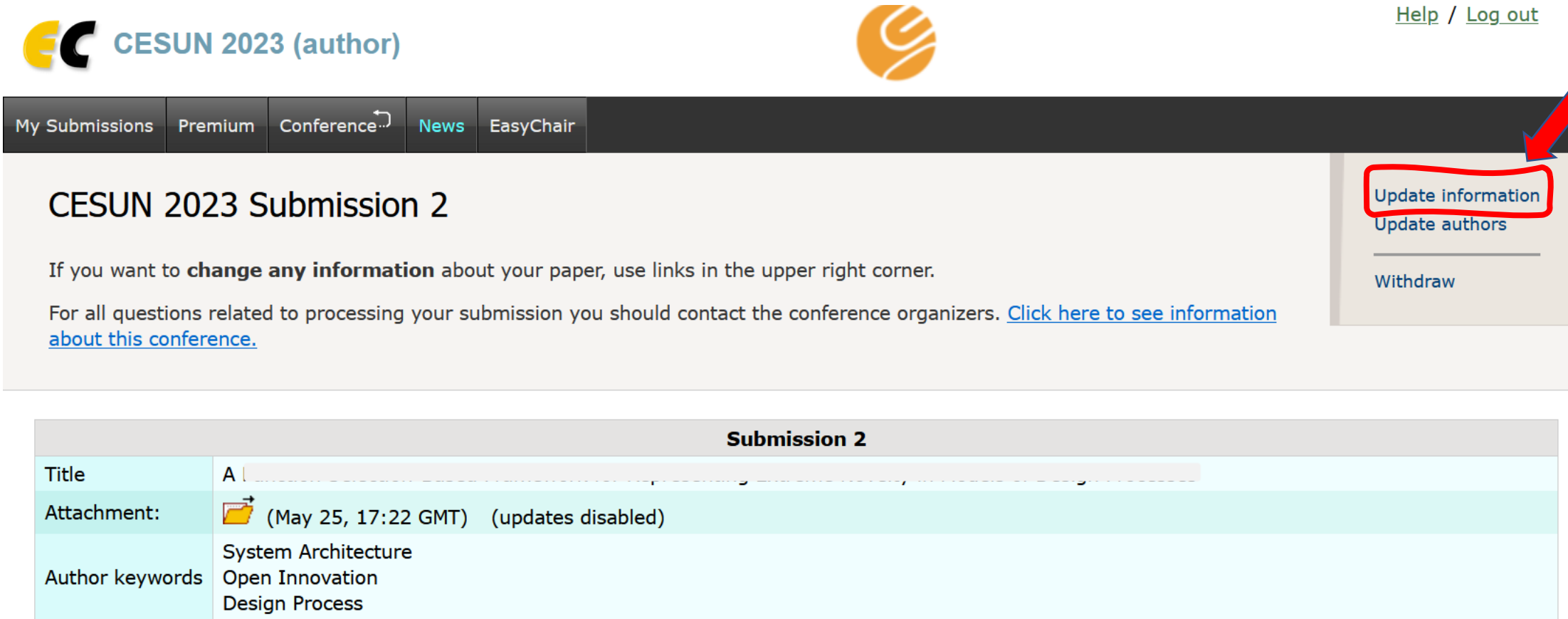
Questions about submissions can be sent to the conference contact email panchal@purdue.edu.


Please note that if you do nothing (not even click on the menu) for more than two hours, your session will expire and you will have to log in again.


#	Authors	Title	View	Attachment	Program
2	[Redacted]	[Redacted]			
48	[Redacted]	[Redacted]			
57	[Redacted]	[Redacted]			



Step 2: Click “Update Information”



EC CESUN 2023 (author)  [Help / Log out](#)

My Submissions Premium Conference  News EasyChair


CESUN 2023 Submission 2

If you want to **change any information** about your paper, use links in the upper right corner.

For all questions related to processing your submission you should contact the conference organizers. [Click here to see information about this conference.](#)

[Update information](#)
[Update authors](#)

[Withdraw](#)

Submission 2	
Title	A _____, _____, _____
Attachment:	 (May 25, 17:22 GMT) (updates disabled)
Author keywords	System Architecture Open Innovation Design Process




Update CESUN 2023 Submission 2

To update information about the submission, fill out the following form and press the "Update Information" button.

Title: * A

The abstract **should not exceed 250 words**

Abstract: * 


Increasingly complex system design organizations are structuring their innovation
pr... ting
f... ated
i...) -
i... such
i... ghly
i... -
i... d to
i...
In...
PERFORMANCE curves by adopting novel mechanisms and solving approaches. These types
of "front-end" work to be considered in other related domains.

Type keywords, one per line, to characterize your submission. You must specify at least three keywords.

Keywords: * System Architecture
Open Innovation
Design Process

Select topics relevant to your paper from the following list. You must select exactly one topic.

Topics: * Extended Abstract for oral presentations Regular Abstract for poster presentations

 **Presenter's bio.** Please enter the presenter's bio (max 500 characters).